

Warewashing Utensil Dishwasher with Drain Pump and Pressure Boiler

ITEM # _____

MODEL # _____

NAME # _____

SIS # _____

AIA # _____



503023 (WTU40PDP)

Utensil Dishwasher WTU40,
65b/h, with drain pump and
pressure boiler

Short Form Specification

Item No. _____

Multi-purpose dish/utensil washer. 304 AISI stainless steel front and side panels, wash tank, tank filter and wash and rinse arms. 42 liter wash tank with rounded corners. Double skinned insulated walls and counterbalanced door with double stop. 450mm door clearance. 3 washing cycles. Self cleaning cycle. Digital control panel. Built-in pressure boiler with automatic boiler emptying function. Boiler with 304 welding for protection against corrosion. Drain pump. Fault auto-diagnosis system. Rinse aid dispenser. Pre-arranged for external detergent dispenser, HACCP and Energy management device. Hourly capacity: 1170 dishes/65 baskets 500x530mm. Supplied with: n.1 basket for plates, n.1 wire basket for pizza plates, trays, and small utensils and n.2 cutlery containers.

Main Features

- Built-in pressure boiler sized to raise incoming 50 °C water to guarantee a minimum rinsing temperature of 82 °C for sanitizing rinse. No external booster is required.
- Double rack support equipped with either a large 550x535mm rack for pizza plates, trays and utensils or a standard 500x500mm rack for plates, cups and cutlery.
- Equipped with drain pump for easy and quick installation without opening the machine.
- Fault auto-diagnosis system.
- Simple service from the front.
- Easy to remove wash/rinse arms and filter.
- Fully automatic self-cleaning cycle avoids the risk of bacteria proliferation.
- Simple control panel, with digital display for wash and rinse temperature.
- Automatic boiler emptying function.
- 55/90/300 seconds cycles.
- Low noise level <65 dBA.

Construction

- Counter-balanced door to minimize impact when opening and closing.
- Unit to feature rinse aid dispenser pump.
- Unit to feature smooth surfaces to facilitate cleaning.
- Wash/rinse arms and nozzles in stainless steel.
- 304 AISI stainless steel front and side panels, wash tank and filter.
- Double skinned construction.
- Completely closed on the back by a cover plate.
- Double wash tank with rounded corners for easier cleaning operations.
- No pipes inside the washing chamber.

Sustainability



- Finished in top quality materials to ensure durability.
- Pre-arrangement for HACCP system implementation and Energy Management device.

Included Accessories

- 2 of Yellow cutlery container PNC 864242
- 1 of Basket for 18 dinner plates - yellow PNC 867002
- 1 of Wire basket for pizza plates, trays, utensils up to 320mm diam. PNC 867045

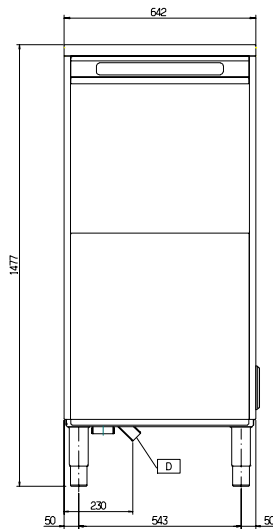
Optional Accessories

- 12lt external manual water softener PNC 860412 ☐
- Filter for partial demineralization PNC 864017 ☐
- Kit to measure total and partial water hardness PNC 864050 ☐
- Rinse booster pump kit for single tank pressure dishwasher PNC 864051 ☐
- Detergent dosing kit PNC 864218 ☐

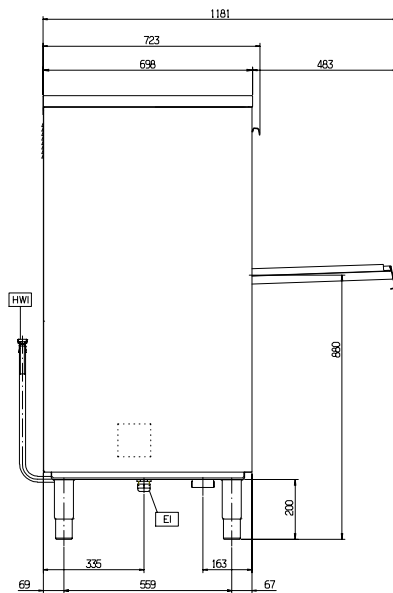
APPROVAL: _____

- Yellow cutlery container PNC 864242 ☐
- Filter for total demineralization PNC 864367 ☐
- Connectivity kit for Undercounter Dishwashers and Pot Washers (ECAP) PNC 864479 ☐
- Kit 4 plastic boxes for cutlery - yellow PNC 865574 ☐
- Basket for 12 soup bowls - green PNC 867000 ☐
- Basket for 18 dinner plates - yellow PNC 867002 ☐
- Cover rack for small and light items (500x500 baskets) PNC 867016 ☐
- Basket for 16 vertical glasses (h 70 mm - diam 100 mm) - blue PNC 867023 ☐
- Basket semi-professional 500x500x190mm PNC 867024 ☐
- Wire basket for pizza plates, up to 320mm diam. trays, utensils PNC 867045 ☐
- Wire basket (550x535mm) for utensils PNC 867046 ☐
- Ethernet connector for ECAP protocol appliances PNC 922768 ☐

Front

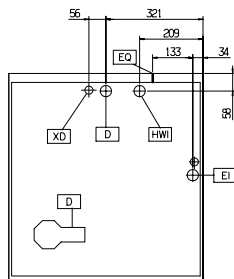


Side



D = Drain
 EI = Electrical inlet (power)
 EO = Electrical Outlet
 HWI = Hot water inlet
 XR = Rinse aid connection

Top



Electric

Supply voltage:	400 V/3N ph/50 Hz
Total Watts:	12.1 kW
Wash pump power:	0.8 kW

Water:

Washing cycle electrical elements:	3 kW
Hot rinse cycle duration (sec.):	16
Min hot rinse water consumption (lt/cycle)**:	3.8
Water supply temperature*:	50 °C
Washing tank capacity (lt):	42
Boiler Capacity (lt):	12

Key Information:

Washing cycle temperature:	55-65 °C
Hot rinse cycle temperature:	80-90 °C
Working cycles time (sec.):	55/90/300 / / / /
Cell dimensions - width:	554 mm
Cell dimensions - depth:	570 mm
Cell dimensions - height:	450 mm
External dimensions, Width:	642 mm
External dimensions, Depth:	723 mm
External dimensions, Height:	1477 mm
Net weight:	88 kg
Shipping weight:	100 kg
Shipping height:	1680 mm
Shipping width:	810 mm
Shipping depth:	750 mm
Shipping volume:	1.02 m ³
Dishes capacity:	1170/hr
Basket capacity:	65/h